















































































































## 41 200m Individual Medley Women Heat







































Official







































Total

Rank	Competitor	Age	Club	RT	PTS	Result
1	 Rebecca Meder (V)	23	 North Shore Swimming Club	0.73		2:12.07 Entry: 2:07.42 +4.65 Q
	25m: 12.52 50m: 27.55 (15.03) 75m: 44.84 (17.29) 100m: 1:01.07 (16.23) 125m: 1:19.90 (18.83) 150m: 1:38.99 (19.09) 175m: 1:55.95 (16.96) 200m: 2:12.07 (16.12)					
2	 Zyleika Pratt-Smith	21	 Coast Swimming Club	0.76		2:16.28 Entry: 2:12.88 +3.40 Q
	25m: 13.68 50m: 30.33 (16.65) 75m: 48.10 (17.77) 100m: 1:04.77 (16.67) 125m: 1:24.55 (19.78) 150m: 1:44.06 (19.51) 175m: 2:00.69 (16.63) 200m: 2:16.28 (15.59)					
3	 Georgina McCarthy	23	 Hamilton Aquatics	0.74		2:16.45 Entry: 2:10.74 +5.71 Q
	25m: 13.55 50m: 30.07 (16.52) 75m: 47.19 (17.12) 100m: 1:03.61 (16.42) 125m: 1:23.40 (19.79) 150m: 1:43.72 (20.32) 175m: 2:00.87 (17.15) 200m: 2:16.45 (15.58)					
4	 Bridie Quayle	17	 Wharenui Swim Club	0.81		2:17.69 Entry: 2:17.42 +0.27 Q
	25m: 13.73 50m: 30.11 (16.38) 75m: 47.29 (17.18) 100m: 1:03.56 (16.27) 125m: 1:23.90 (20.34) 150m: 1:44.32 (20.42) 175m: 2:01.63 (17.31) 200m: 2:17.69 (16.06)					
5	 Olivia Bates	17	 North Shore Swimming Club	0.78		2:18.89 Entry: 2:19.19 -0.30 Q
	25m: 13.90 50m: 30.11 (16.21) 75m: 48.38 (18.27) 100m: 1:05.69 (17.31) 125m: 1:26.19 (20.50) 150m: 1:46.63 (20.44) 175m: 2:03.53 (16.90) 200m: 2:18.89 (15.36)					
6	 Isabelle Gibson	19	 Club 37	0.74		2:19.01 Entry: 2:18.74 +0.27 Q
	25m: 13.29 50m: 29.43 (16.14) 75m: 46.71 (17.28) 100m: 1:03.13 (16.42) 125m: 1:24.57 (21.44) 150m: 1:46.14 (21.57) 175m: 2:03.38 (17.24) 200m: 2:19.01 (15.63)					
7	 Maia Adams	21	 Pirates Swim Team	0.73		2:19.02 Entry: 2:19.00 +0.02 Q
	25m: 14.04 50m: 31.21 (17.17) 75m: 49.00 (17.79) 100m: 1:06.08 (17.08) 125m: 1:25.90 (19.82) 150m: 1:45.97 (20.07) 175m: 2:03.15 (17.18) 200m: 2:19.02 (15.87)					
8	 Jasmine Lyles	18	 Phoenix Aquatics	0.65		2:19.28 Entry: 2:19.99 -0.71 Q
	25m: 13.71 50m: 30.15 (16.44) 75m: 48.28 (18.13) 100m: 1:06.13 (17.85) 125m: 1:25.68 (19.55) 150m: 1:45.87 (20.19) 175m: 2:03.34 (17.47) 200m: 2:19.28 (15.94)					
9	 Freya Hingston	18	 United Swimming Club	0.75		2:20.47 Entry: 2:19.64 +0.83 Q
	25m: 13.31 50m: 29.27 (15.96) 75m: 46.85 (17.58) 100m: 1:04.27 (17.42) 125m: 1:24.95 (20.68) 150m: 1:46.63 (21.68) 175m: 2:03.99 (17.36) 200m: 2:20.47 (16.48)					
10	 Hope Wang	14	 Phoenix Aquatics	0.71		2:20.50 Entry: 2:20.38 +0.12 Q
	25m: 14.24 50m: 31.16 (16.92) 75m: 48.87 (17.71) 100m: 1:06.03 (17.16) 125m: 1:26.11 (20.08) 150m: 1:46.20 (20.09) 175m: 2:04.18 (17.98) 200m: 2:20.50 (16.32)					
11	 Deotille Videau (V)	16	 Tahiti	0.77		2:20.67 Entry: 2:20.04 +0.63 Q
	25m: 13.75 50m: 30.42 (16.67) 75m: 48.28 (17.86) 100m: 1:05.48 (17.20) 125m: 1:26.58 (21.10) 150m: 1:47.48 (20.90) 175m: 2:05.01 (17.53) 200m: 2:20.67 (15.66)					
12	 Jade Lyles	14	 Phoenix Aquatics	0.73		2:20.87 Entry: 2:22.41 -1.54 Q
	25m: 13.67 50m: 30.03 (16.36) 75m: 48.12 (18.09) 100m: 1:05.27 (17.15) 125m: 1:26.90 (21.63) 150m: 1:48.62 (21.72) 175m: 2:05.46 (16.84) 200m: 2:20.87 (15.41)					
13	 Alinta Dingwall (V)	18	 South Australia	0.66		2:20.89 Entry: 2:19.51 +1.38 Q
	25m: 14.01 50m: 30.96 (16.95) 75m: 48.51 (17.55) 100m: 1:05.36 (16.85) 125m: 1:25.94 (20.58) 150m: 1:47.33 (21.39) 175m: 2:04.73 (17.40) 200m: 2:20.89 (16.16)					
14	 Hanna Abdou	18	 Wharenui Swim Club	0.82		2:21.01 Entry: 2:18.06 +2.95 Q
	25m: 14.40 50m: 31.81 (17.41) 75m: 49.98 (18.17) 100m: 1:07.33 (17.35) 125m: 1:28.62 (21.29) 150m: 1:49.82 (21.20) 175m: 2:06.13 (16.31) 200m: 2:21.01 (14.88)					
15	 Laura Menzies	16	 Wharenui Swim Club	0.77		2:21.58 Entry: 2:23.21 -1.63 Q
	25m: 13.83 50m: 31.15 (17.32) 75m: 48.25 (17.10) 100m: 1:04.78 (16.53) 125m: 1:26.16 (21.38) 150m: 1:47.77 (21.61) 175m: 2:05.32 (17.55) 200m: 2:21.58 (16.26)					
16	 Evie Skidmore	18	 Trojans Swim Club	0.79		2:21.87 Entry: 2:24.04 -2.17 Q
	25m: 13.97 50m: 30.56 (16.59) 75m: 48.25 (17.69) 100m: 1:05.11 (16.86) 125m: 1:26.60 (21.49) 150m: 1:48.47 (21.87) 175m: 2:06.03 (17.56) 200m: 2:21.87 (15.84)					
17	 Alex McIntosh	16	 United Swimming Club	0.70		2:21.91 Entry: 2:21.67 +0.24 Q
	25m: 14.01 50m: 31.07 (17.06) 75m: 50.32 (19.25) 100m: 1:08.95 (18.63) 125m: 1:29.00 (20.05) 150m: 1:49.30 (20.30) 175m: 2:06.49 (17.19) 200m: 2:21.91 (15.42)					

































18	 Maisy Pronk (V)	17	 South Australia	0.73	2:22.06 Entry: 2:27.94	-5.88	Q
	25m: 13.59 50m: 30.53 (16.94) 75m: 48.16 (17.63) 100m: 1:05.29 (17.13) 125m: 1:27.49 (22.20) 150m: 1:49.89 (22.40) 175m: 2:06.77 (16.88) 200m: 2:22.06 (15.29)						
19	 Abby Davidson	19	 United Swimming Club	0.74	2:22.10 Entry: 2:23.02	-0.92	Q
	25m: 13.59 50m: 30.07 (16.48) 75m: 48.87 (18.80) 100m: 1:06.80 (17.93) 125m: 1:27.35 (20.55) 150m: 1:47.97 (20.62) 175m: 2:05.65 (17.68) 200m: 2:22.10 (16.45)						
20	 Ivy Miller (V)	18	 Swimming New South Wales Aus	0.72	2:22.32 Entry: 2:21.95	+0.37	Q
	25m: 13.55 50m: 29.66 (16.11) 75m: 46.85 (17.19) 100m: 1:03.19 (16.34) 125m: 1:25.90 (22.71) 150m: 1:49.18 (23.28) 175m: 2:06.68 (17.50) 200m: 2:22.32 (15.64)						
21	 Breeze van Veldhuizen	17	 Heretaunga Sundevis	0.76	2:22.50 Entry: 2:20.04	+2.46	Q
	25m: 13.46 50m: 29.80 (16.34) 75m: 47.62 (17.82) 100m: 1:04.59 (16.97) 125m: 1:26.68 (22.09) 150m: 1:48.81 (22.13) 175m: 2:06.20 (17.39) 200m: 2:22.50 (16.30)						
22	 Hannah Sampson	15	 SwimZone Racing	0.69	2:22.54 Entry: 2:22.27	+0.27	Q
	25m: 14.09 50m: 30.54 (16.45) 75m: 48.84 (18.30) 100m: 1:06.85 (18.01) 125m: 1:27.99 (21.14) 150m: 1:48.83 (20.84) 175m: 2:06.25 (17.42) 200m: 2:22.54 (16.29)						
23	 Kezia Buissinne	17	 North Shore Swimming Club	0.74	2:22.69 Entry: 2:25.17	-2.48	Q
	25m: 13.81 50m: 30.40 (16.59) 75m: 49.53 (19.13) 100m: 1:08.01 (18.48) 125m: 1:28.81 (20.80) 150m: 1:49.92 (21.11) 175m: 2:07.01 (17.09) 200m: 2:22.69 (15.68)						
24	 Nicola Lovell	16	 Blenheim Swimming Club	0.77	2:22.96 Entry: 2:24.05	-1.09	Q
	25m: 14.34 50m: 31.77 (17.43) 75m: 50.09 (18.32) 100m: 1:07.72 (17.63) 125m: 1:28.33 (20.61) 150m: 1:49.01 (20.68) 175m: 2:06.83 (17.82) 200m: 2:22.96 (16.13)						
25	 Kate Hurley	17	 Pirates Swim Team	0.75	2:23.12 Entry: 2:21.99	+1.13	Q
	25m: 14.37 50m: 31.67 (17.30) 75m: 50.90 (19.23) 100m: 1:09.42 (18.52) 125m: 1:29.58 (20.16) 150m: 1:49.92 (20.34) 175m: 2:07.25 (17.33) 200m: 2:23.12 (15.87)						
26	 Gabriella Mramor (V)	20	 Off The Blocks Swim Team AUS	0.75	2:23.66 Entry: 2:22.41	+1.25	Q
	25m: 13.71 50m: 30.33 (16.62) 75m: 48.63 (18.30) 100m: 1:06.08 (17.45) 125m: 1:27.62 (21.54) 150m: 1:49.67 (22.05) 175m: 2:07.24 (17.57) 200m: 2:23.66 (16.42)						
27	 Kiri Yamagami	16	 Club 37	0.69	2:23.67 Entry: 2:23.15	+0.52	Q
	25m: 14.38 50m: 31.29 (16.91) 75m: 49.45 (18.16) 100m: 1:07.09 (17.64) 125m: 1:28.47 (21.38) 150m: 1:50.14 (21.67) 175m: 2:07.45 (17.31) 200m: 2:23.67 (16.22)						
28	 Mackenzie Tobin	14	 Parnell Swimming	0.74	2:24.62 Entry: 2:20.58	+4.04	Q
	25m: 13.94 50m: 30.18 (16.24) 75m: 48.32 (18.14) 100m: 1:06.07 (17.75) 125m: 1:27.42 (21.35) 150m: 1:49.36 (21.94) 175m: 2:07.60 (18.24) 200m: 2:24.62 (17.02)						
29	 Alexis Buissinne	17	 North Shore Swimming Club	0.80	2:24.92 Entry: 2:28.83	-3.91	Q
	25m: 14.37 50m: 31.83 (17.46) 75m: 50.36 (18.53) 100m: 1:08.15 (17.79) 125m: 1:29.18 (21.03) 150m: 1:50.53 (21.35) 175m: 2:08.16 (17.63) 200m: 2:24.92 (16.76)						
30	 Ella Hanley	16	 Tawa Swimming Club	0.70	2:24.95 Entry: 2:27.58	-2.63	Q
	25m: 14.23 50m: 31.22 (16.99) 75m: 50.56 (19.34) 100m: 1:08.83 (18.27) 125m: 1:29.50 (20.67) 150m: 1:50.73 (21.23) 175m: 2:08.15 (17.42) 200m: 2:24.95 (16.80)						
31	 Luisa Palmer	15	 Wanaka Swimming Club	0.73	2:25.52 Entry: 2:24.92	+0.60	R1
	25m: 14.06 50m: 30.88 (16.82) 75m: 49.15 (18.27) 100m: 1:06.65 (17.50) 125m: 1:28.78 (22.13) 150m: 1:51.10 (22.32) 175m: 2:09.19 (18.09) 200m: 2:25.52 (16.33)						
32	 Mia Cain-Townley	18	 Nelson South Swim Club	0.84	2:25.59 Entry: 2:27.06	-1.47	R2
	25m: 13.36 50m: 29.66 (16.30) 75m: 48.16 (18.50) 100m: 1:05.96 (17.80) 125m: 1:28.04 (22.08) 150m: 1:50.07 (22.03) 175m: 2:08.28 (18.21) 200m: 2:25.59 (17.31)						
33	 Claire Borgmeyer (V)	17	 South Australia	0.71	2:25.96 Entry: 2:25.70	+0.26	
	25m: 14.31 50m: 31.69 (17.38) 75m: 50.12 (18.43) 100m: 1:08.23 (18.11) 125m: 1:28.48 (20.25) 150m: 1:49.51 (21.03) 175m: 2:08.26 (18.75) 200m: 2:25.96 (17.70)						
34	 Olivia Vivian	14	 Wharenui Swim Club	0.77	2:26.35 Entry: 2:27.20	-0.85	
	25m: 14.53 50m: 31.88 (17.35) 75m: 51.58 (19.70) 100m: 1:10.68 (19.10) 125m: 1:31.25 (20.57) 150m: 1:52.42 (21.17) 175m: 2:10.25 (17.83) 200m: 2:26.35 (16.10)						
35	 Paige Franklin	17	 Central Hawkes Bay Swimming	0.74	2:26.51 Entry: 2:28.10	-1.59	
	25m: 14.73 50m: 32.24 (17.51) 75m: 51.53 (19.29) 100m: 1:10.79 (19.26) 125m: 1:31.88 (21.09) 150m: 1:52.87 (20.99) 175m: 2:10.41 (17.54) 200m: 2:26.51 (16.10)						
36	 Jenna Borea	13	 Jasi Swim Club	0.76	2:26.84 Entry: 2:26.30	+0.54	
	25m: 14.98 50m: 32.95 (17.97) 75m: 52.50 (19.55) 100m: 1:10.79 (18.29) 125m: 1:32.59 (21.80) 150m: 1:53.95 (21.36) 175m: 2:11.35 (17.40) 200m: 2:26.84 (15.49)						

37	 Bianca Chan	16	 Roskill Swimming Club	0.75	2:27.04 Entry: 2:28.54 -1.50
	25m: 14.44 50m: 31.35 (16.91) 75m: 50.42 (19.07) 100m: 1:09.54 (19.12) 125m: 1:30.22 (20.68) 150m: 1:51.52 (21.30) 175m: 2:09.85 (18.33) 200m: 2:27.04 (17.19)				
38	 Ziva Bunker	13	 Whanganui Swimming Club	0.73	2:27.12 Entry: 2:28.33 -1.21
	25m: 14.52 50m: 31.69 (17.17) 75m: 50.67 (18.98) 100m: 1:08.57 (17.90) 125m: 1:30.60 (22.03) 150m: 1:52.75 (22.15) 175m: 2:10.94 (18.19) 200m: 2:27.12 (16.18)				
39	 Brooke Speers	16	 Greendale Swim Club	0.78	2:27.24 Entry: 2:31.77 -4.53
	25m: 14.58 50m: 32.37 (17.79) 75m: 50.53 (18.16) 100m: 1:08.00 (17.47) 125m: 1:30.02 (22.02) 150m: 1:52.46 (22.44) 175m: 2:10.62 (18.16) 200m: 2:27.24 (16.62)				
40	 Rio Sasamoto	17	 Enterprise Swim Team	0.69	2:27.67 Entry: 2:27.39 +0.28
	25m: 14.85 50m: 31.90 (17.05) 75m: 50.59 (18.69) 100m: 1:08.87 (18.28) 125m: 1:31.48 (22.61) 150m: 1:54.36 (22.88) 175m: 2:11.50 (17.14) 200m: 2:27.67 (16.17)				
41	 Lucinda McCoy (V)	16	 Off The Blocks Swim Team AUS	0.74	2:28.01 Entry: 2:29.95 -1.94
	25m: 14.23 50m: 31.40 (17.17) 75m: 51.45 (20.05) 100m: 1:10.32 (18.87) 125m: 1:31.10 (20.78) 150m: 1:52.19 (21.09) 175m: 2:10.92 (18.73) 200m: 2:28.01 (17.09)				
42	 Scout Carter	17	 Ice Breaker Aquatics	0.77	2:28.04 Entry: 2:27.28 +0.76
	25m: 15.28 50m: 33.05 (17.77) 75m: 52.97 (19.92) 100m: 1:11.88 (18.91) 125m: 1:32.86 (20.98) 150m: 1:53.81 (20.95) 175m: 2:11.61 (17.80) 200m: 2:28.04 (16.43)				
42	 Channelle Huang	14	 North Shore Swimming Club	0.87	2:28.04 Entry: 2:30.06 -2.02
	25m: 14.44 50m: 32.09 (17.65) 75m: 51.67 (19.58) 100m: 1:10.85 (19.18) 125m: 1:31.29 (20.44) 150m: 1:52.77 (21.48) 175m: 2:10.92 (18.15) 200m: 2:28.04 (17.12)				
44	 Meila Gwiazdzinski	16	 Stratford Flyers Swimming Club	0.70	2:28.13 Entry: 2:29.89 -1.76
	25m: 14.32 50m: 31.51 (17.19) 75m: 50.84 (19.33) 100m: 1:09.13 (18.29) 125m: 1:30.67 (21.54) 150m: 1:53.06 (22.39) 175m: 2:11.48 (18.42) 200m: 2:28.13 (16.65)				
45	 Violet Carter	15	 Ice Breaker Aquatics	0.76	2:28.53 Entry: 2:26.35 +2.18
	25m: 14.58 50m: 32.21 (17.63) 75m: 51.83 (19.62) 100m: 1:10.71 (18.88) 125m: 1:32.51 (21.80) 150m: 1:54.75 (22.24) 175m: 2:12.31 (17.56) 200m: 2:28.53 (16.22)				
46	 Kiri Lovatt	16	 Club 37	0.76	2:29.10 Entry: 2:28.42 +0.68
	25m: 14.58 50m: 32.33 (17.75) 75m: 53.02 (20.69) 100m: 1:13.01 (19.99) 125m: 1:32.70 (19.69) 150m: 1:53.72 (21.02) 175m: 2:12.12 (18.40) 200m: 2:29.10 (16.98)				
47	 Holly Stanford	18	 Trojans Swim Club	0.77	2:29.39 Entry: 2:29.52 -0.13
	25m: 13.67 50m: 30.13 (16.46) 75m: 48.22 (18.09) 100m: 1:05.52 (17.30) 125m: 1:29.12 (23.60) 150m: 1:53.00 (23.88) 175m: 2:12.17 (19.17) 200m: 2:29.39 (17.22)				
48	 Olivia Johnson	15	 Murihiku Swimming Club	0.79	2:29.43 Entry: 2:28.57 +0.86
	25m: 15.09 50m: 32.93 (17.84) 75m: 52.10 (19.17) 100m: 1:10.02 (17.92) 125m: 1:31.56 (21.54) 150m: 1:54.01 (22.45) 175m: 2:12.65 (18.64) 200m: 2:29.43 (16.78)				
49	 Amelia McEwan	13	 Mt Maunganui Swimming Club	0.75	2:29.68 Entry: 2:30.53 -0.85
	25m: 15.01 50m: 32.93 (17.92) 75m: 52.20 (19.27) 100m: 1:11.06 (18.86) 125m: 1:33.12 (22.06) 150m: 1:56.54 (23.42) 175m: 2:13.36 (16.82) 200m: 2:29.68 (16.32)				
50	 Isabelle Hunt	16	 Nga Tai Tuatea a Taraika Swimm	0.67	2:30.26 Entry: 2:29.48 +0.78
	25m: 13.94 50m: 30.71 (16.77) 75m: 49.96 (19.25) 100m: 1:07.97 (18.01) 125m: 1:30.54 (22.57) 150m: 1:54.21 (23.67) 175m: 2:13.20 (18.99) 200m: 2:30.26 (17.06)				
51	 Ava Neems	18	 Howick Pakuranga	0.71	2:30.51 Entry: 2:30.23 +0.28
	25m: 15.00 50m: 33.22 (18.22) 75m: 53.89 (20.67) 100m: 1:13.22 (19.33) 125m: 1:33.79 (20.57) 150m: 1:54.86 (21.07) 175m: 2:13.90 (19.04) 200m: 2:30.51 (16.61)				
52	 Alice Simsek (V)	16	 Off The Blocks Swim Team AUS	0.73	2:30.54 Entry: 2:28.36 +2.18
	25m: 14.69 50m: 32.58 (17.89) 75m: 52.99 (20.41) 100m: 1:12.13 (19.14) 125m: 1:33.77 (21.64) 150m: 1:55.25 (21.48) 175m: 2:13.93 (18.68) 200m: 2:30.54 (16.61)				
53	 Jaimee Fisher	28	 Enterprise Swim Team	0.85	2:30.62 Entry: 2:26.58 +4.04
	25m: 15.28 50m: 32.53 (17.25) 75m: 51.81 (19.28) 100m: 1:10.64 (18.83) 125m: 1:32.91 (22.27) 150m: 1:55.78 (22.87) 175m: 2:13.71 (17.93) 200m: 2:30.62 (16.91)				
54	 Elesiya Badenhorst	13	 St Peter's Swimming Club	0.74	2:30.73 Entry: 2:30.79 -0.06
	25m: 14.55 50m: 32.71 (18.16) 75m: 52.48 (19.77) 100m: 1:11.33 (18.85) 125m: 1:34.12 (22.79) 150m: 1:56.45 (22.33) 175m: 2:14.23 (17.78) 200m: 2:30.73 (16.50)				
55	 Mia Laban (V)	17	 Howick Pakuranga	0.74	2:30.75 Entry: 2:30.51 +0.24
	25m: 14.30 50m: 31.63 (17.33) 75m: 51.05 (19.42) 100m: 1:09.22 (18.17) 125m: 1:33.03 (23.81) 150m: 1:56.71 (23.68) 175m: 2:14.65 (17.94) 200m: 2:30.75 (16.10)				

56	 Sofia Harris	16	 Vikings Swim Club Inc	0.78	2:31.02 Entry: 2:31.75 -0.73
	25m: 14.18 50m: 31.01 (16.83) 75m: 50.40 (19.39) 100m: 1:09.04 (18.64) 125m: 1:30.77 (21.73) 150m: 1:53.63 (22.86) 175m: 2:12.96 (19.33) 200m: 2:31.02 (18.06)				
57	 Lara Streletsky	16	 Wharenui Swim Club	0.83	2:31.06 Entry: 2:30.08 +1.98
	25m: 14.51 50m: 31.48 (16.97) 75m: 51.19 (19.71) 100m: 1:10.49 (19.30) 125m: 1:32.44 (21.95) 150m: 1:55.09 (22.65) 175m: 2:14.04 (18.95) 200m: 2:31.06 (17.02)				
58	 Isabelle Blackmore	16	 St Paul's Swimming Club	0.69	2:31.19 Entry: 2:30.06 +1.13
	25m: 15.28 50m: 33.24 (17.96) 75m: 52.80 (19.56) 100m: 1:12.05 (19.25) 125m: 1:33.79 (21.74) 150m: 1:55.24 (21.45) 175m: 2:14.27 (19.03) 200m: 2:31.19 (16.92)				
59	 Holly Sorenson	15	 SwimZone Racing	0.69	2:31.53 Entry: 2:30.09 +1.44
	25m: 14.50 50m: 31.85 (17.35) 75m: 52.19 (20.34) 100m: 1:11.72 (19.53) 125m: 1:33.22 (21.50) 150m: 1:54.74 (21.52) 175m: 2:13.83 (19.09) 200m: 2:31.53 (17.70)				
60	 Kaylen Tweedie (V)	17	 Nepean Swim Club NSW	0.65	2:31.97 Entry: 2:28.37 +3.60
	25m: 14.50 50m: 31.57 (17.07) 75m: 52.01 (20.44) 100m: 1:11.04 (19.03) 125m: 1:34.45 (23.41) 150m: 1:58.08 (23.63) 175m: 2:15.64 (17.56) 200m: 2:31.97 (16.33)				
61	 Soyo Yamagami	13	 Club 37	0.73	2:32.03 Entry: 2:29.73 +2.30
	25m: 14.91 50m: 32.67 (17.76) 75m: 52.27 (19.60) 100m: 1:11.32 (19.05) 125m: 1:33.24 (21.92) 150m: 1:55.61 (22.37) 175m: 2:14.59 (18.98) 200m: 2:32.03 (17.44)				
62	 Dannielle Rule	19	 Porirua City Aquatics	0.76	2:32.42 Entry: 2:32.25 +0.17
	25m: 14.07 50m: 31.76 (17.69) 75m: 51.49 (19.73) 100m: 1:09.83 (18.34) 125m: 1:32.67 (22.84) 150m: 1:55.89 (23.22) 175m: 2:14.78 (18.89) 200m: 2:32.42 (17.64)				
63	 Gypsy Johns (V)	15	 Nepean Swim Club NSW	0.72	2:32.46 Entry: 2:30.98 +1.48
	25m: 15.00 50m: 32.43 (17.43) 75m: 51.91 (19.48) 100m: 1:10.83 (18.92) 125m: 1:34.08 (23.25) 150m: 1:57.64 (23.56) 175m: 2:15.69 (18.05) 200m: 2:32.46 (16.77)				
64	 Sophia Kivileva	13	 Wharenui Swim Club	0.69	2:32.55 Entry: 2:28.95 +3.60
	25m: 14.56 50m: 32.10 (17.54) 75m: 50.96 (18.86) 100m: 1:09.30 (18.34) 125m: 1:32.80 (23.50) 150m: 1:56.51 (23.71) 175m: 2:14.97 (18.46) 200m: 2:32.55 (17.58)				
65	 Alicia Story	16	 Mt Eden Swimming	0.85	2:32.62 Entry: 2:29.79 +2.83
	25m: 14.56 50m: 31.55 (16.99) 75m: 51.18 (19.63) 100m: 1:10.42 (19.24) 125m: 1:33.18 (22.76) 150m: 1:55.96 (22.78) 175m: 2:15.11 (19.15) 200m: 2:32.62 (17.51)				
66	 Helena Yule	14	 North Shore Swimming Club	0.79	2:32.99 Entry: 2:36.29 -3.30
	25m: 14.92 50m: 32.62 (17.70) 75m: 50.65 (18.03) 100m: 1:07.96 (17.31) 125m: 1:32.47 (24.51) 150m: 1:57.25 (24.78) 175m: 2:15.87 (18.62) 200m: 2:32.99 (17.12)				
67	 Shyla Kennard	16	 Aquablazd NP	0.81	2:33.55 Entry: 2:32.65 +0.90
	25m: 14.70 50m: 32.69 (17.99) 75m: 51.70 (19.01) 100m: 1:10.18 (18.48) 125m: 1:34.04 (23.86) 150m: 1:58.05 (24.01) 175m: 2:16.67 (18.62) 200m: 2:33.55 (16.88)				
68	 Amelia-Rose Searle	14	 North Shore Swimming Club	0.81	2:33.58 Entry: 2:35.70 -2.12
	25m: 14.54 50m: 31.94 (17.40) 75m: 51.69 (19.75) 100m: 1:10.72 (19.03) 125m: 1:33.94 (23.22) 150m: 1:56.98 (23.04) 175m: 2:15.71 (18.73) 200m: 2:33.58 (17.87)				
69	 Emma Icceton	15	 Aquablazd NP	0.72	2:33.60 Entry: 2:32.99 +0.61
	25m: 14.48 50m: 32.38 (17.90) 75m: 52.85 (20.47) 100m: 1:12.62 (19.77) 125m: 1:34.56 (21.94) 150m: 1:57.13 (22.57) 175m: 2:16.02 (18.89) 200m: 2:33.60 (17.58)				
70	 Emma Fletcher	17	 St Paul's Swimming Club	0.74	2:33.62 Entry: 2:31.08 +2.54
	25m: 14.02 50m: 30.98 (16.96) 75m: 49.69 (18.71) 100m: 1:07.94 (18.25) 125m: 1:31.00 (23.06) 150m: 1:54.40 (23.40) 175m: 2:14.40 (20.00) 200m: 2:33.62 (19.22)				
71	 Tayla Cox	15	 Wharenui Swim Club	0.72	2:33.88 Entry: 2:34.75 -0.87
	25m: 14.44 50m: 31.86 (17.42) 75m: 51.25 (19.39) 100m: 1:10.02 (18.77) 125m: 1:33.24 (23.22) 150m: 1:57.05 (23.81) 175m: 2:16.43 (19.38) 200m: 2:33.88 (17.45)				
71	 Paige Stringer	16	 Hamilton Aquatics	0.74	2:33.88 Entry: 2:28.89 +4.99
	25m: 14.23 50m: 32.49 (18.26) 75m: 51.04 (18.55) 100m: 1:08.83 (17.79) 125m: 1:32.70 (23.87) 150m: 1:57.45 (24.75) 175m: 2:16.33 (18.88) 200m: 2:33.88 (17.55)				
73	 Marli Coverdale	13	 Club 37	0.74	2:33.99 Entry: 2:37.64 -3.65
	25m: 14.91 50m: 32.67 (17.76) 75m: 52.63 (19.96) 100m: 1:11.82 (19.19) 125m: 1:34.88 (23.06) 150m: 1:58.25 (23.37) 175m: 2:16.87 (18.62) 200m: 2:33.99 (17.12)				
74	 Marina Nadilo	16	 Nga Tai Tuatea a Taraika Swimm	0.75	2:34.30 Entry: 2:28.08 +6.22
	25m: 14.33 50m: 31.99 (17.66) 75m: 51.83 (19.84) 100m: 1:10.87 (19.04) 125m: 1:34.19 (23.32) 150m: 1:57.75 (23.56) 175m: 2:16.59 (18.84) 200m: 2:34.30 (17.71)				

75	 Meghan Gibbs	15	 Tawa Swimming Club	0.76	2:34.53 Entry: 2:35.36 -0.83
	25m: 14.86 50m: 32.60 (17.74) 75m: 52.93 (20.33) 100m: 1:12.33 (19.40) 125m: 1:36.22 (23.89) 150m: 2:00.13 (23.91) 175m: 2:18.21 (18.08) 200m: 2:34.53 (16.32)				
76	 Maisie Penman	17	 Parnell Swimming	0.65	2:34.70 Entry: 2:32.05 +2.65
	25m: 14.44 50m: 31.71 (17.27) 75m: 51.74 (20.03) 100m: 1:11.26 (19.52) 125m: 1:33.23 (21.97) 150m: 1:55.00 (21.77) 175m: 2:15.43 (20.43) 200m: 2:34.70 (19.27)				
77	 Vienna O'Connor (V)	13	 Nepean Swim Club NSW	0.78	2:34.80 Entry: 2:33.89 +0.91
	25m: 14.84 50m: 32.64 (17.80) 75m: 52.81 (20.17) 100m: 1:59.05 (1:06.24) 125m: 1:35.30 150m: 2:34.80 (59.50) 175m: 2:17.58 200m: 2:34.80 (17.22)				
78	 Charlotte Ren	13	 Triton Swim Club	0.68	2:35.00 Entry: 2:34.64 +0.36
	25m: 14.78 50m: 33.14 (18.36) 75m: 53.65 (20.51) 100m: 1:13.12 (19.47) 125m: 1:35.98 (22.86) 150m: 1:59.11 (23.13) 175m: 2:17.78 (18.67) 200m: 2:35.00 (17.22)				
79	 Mackenzie Jury	14	 Liz van Welie Aquatics	0.75	2:35.15 Entry: 2:32.38 +2.77
	25m: 15.08 50m: 32.88 (17.80) 75m: 52.86 (19.98) 100m: 1:12.76 (19.90) 125m: 1:35.10 (22.34) 150m: 1:57.58 (22.48) 175m: 2:16.96 (19.38) 200m: 2:35.15 (18.19)				
80	 Maggie Harper	13	 Trojans Swim Club	0.83	2:35.46 Entry: 2:37.89 -2.43
	25m: 15.50 50m: 33.87 (18.37) 75m: 52.70 (18.83) 100m: 1:10.74 (18.04) 125m: 1:34.73 (23.99) 150m: 1:59.12 (24.39) 175m: 2:18.37 (19.25) 200m: 2:35.46 (17.09)				
81	 Alyssa Salmons	15	 Liz van Welie Aquatics	0.77	2:35.57 Entry: 2:36.24 -0.67
	25m: 14.88 50m: 33.06 (18.18) 75m: 54.16 (21.10) 100m: 1:13.92 (19.76) 125m: 1:36.06 (22.14) 150m: 1:58.57 (22.51) 175m: 2:17.80 (19.23) 200m: 2:35.57 (17.77)				
82	 Ariana Neems	13	 Howick Pakuranga	0.83	2:35.60 Entry: 2:35.12 +0.48
	25m: 15.66 50m: 34.55 (18.89) 75m: 55.21 (20.66) 100m: 1:15.48 (20.27) 125m: 1:37.21 (21.73) 150m: 1:59.68 (22.47) 175m: 2:18.69 (19.01) 200m: 2:35.60 (16.91)				
83	 Aimee Drennan	15	 Jasi Swim Club	0.77	2:35.95 Entry: 2:36.17 -0.22
	25m: 14.89 50m: 32.66 (17.77) 75m: 53.12 (20.46) 100m: 1:11.83 (18.71) 125m: 1:35.82 (23.99) 150m: 1:59.92 (24.10) 175m: 2:18.99 (19.07) 200m: 2:35.95 (16.96)				
84	 Eve Lu	14	 Parnell Swimming	0.76	2:36.36 Entry: 2:34.42 +1.94
	25m: 14.95 50m: 33.28 (18.33) 75m: 54.16 (20.88) 100m: 1:14.45 (20.29) 125m: 1:36.22 (21.77) 150m: 1:58.79 (22.57) 175m: 2:18.45 (19.66) 200m: 2:36.36 (17.91)				
85	 Elsie Turrell	15	 Waverley Swimming Club	0.84	2:36.39 Entry: 2:33.83 +2.56
	25m: 15.34 50m: 33.96 (18.62) 75m: 54.02 (20.06) 100m: 1:13.14 (19.12) 125m: 1:37.80 (24.66) 150m: 2:02.27 (24.47) 175m: 2:20.25 (17.98) 200m: 2:36.39 (16.14)				
86	 Renee Dresner	15	 Evolution Aquatics Tauranga	0.83	2:36.58 Entry: 2:34.03 +2.55
	25m: 14.29 50m: 31.07 (16.78) 75m: 51.50 (20.43) 100m: 1:11.01 (19.51) 125m: 1:35.84 (24.83) 150m: 2:00.38 (24.54) 175m: 2:18.96 (18.58) 200m: 2:36.58 (17.62)				
87	 Sienna Melville (V)	15	 Off The Blocks Swim Team AUS	0.72	2:36.72 Entry: 2:34.40 +2.32
	25m: 15.19 50m: 33.90 (18.71) 75m: 54.79 (20.89) 100m: 1:14.51 (19.72) 125m: 1:38.16 (23.65) 150m: 2:02.78 (24.62) 175m: 2:20.51 (17.73) 200m: 2:36.72 (16.21)				
88	 Brooke Humphries	15	 North Shore Swimming Club	0.70	2:36.82 Entry: 2:33.88 +2.94
	25m: 14.15 50m: 32.10 (17.95) 75m: 52.48 (20.38) 100m: 1:11.97 (19.49) 125m: 1:35.69 (23.72) 150m: 2:00.50 (24.81) 175m: 2:19.14 (18.64) 200m: 2:36.82 (17.68)				
89	 Ryleigh Dorricott	13	 Whanganui Swimming Club	0.81	2:36.83 Entry: 2:35.76 +1.07
	25m: 15.60 50m: 34.50 (18.90) 75m: 54.31 (19.81) 100m: 1:13.79 (19.48) 125m: 1:37.80 (24.01) 150m: 2:01.89 (24.09) 175m: 2:19.67 (17.78) 200m: 2:36.83 (17.16)				
90	 Imogen Child	13	 North Shore Swimming Club	0.68	2:37.63 Entry: 2:40.97 -3.34
	25m: 15.23 50m: 34.07 (18.84) 75m: 54.71 (20.64) 100m: 1:14.24 (19.53) 125m: 1:36.62 (22.38) 150m: 2:00.09 (23.47) 175m: 2:19.76 (19.67) 200m: 2:37.63 (17.87)				
91	 Sophia Neems	15	 Howick Pakuranga	0.86	2:37.83 Entry: 2:34.50 +3.33
	25m: 14.85 50m: 33.50 (18.65) 75m: 55.28 (21.78) 100m: 1:15.69 (20.41) 125m: 1:38.41 (22.72) 150m: 2:01.78 (23.37) 175m: 2:20.71 (18.93) 200m: 2:37.83 (17.12)				
92	 Michelle Ai	13	 North Shore Swimming Club	0.69	2:38.00 Entry: 2:36.72 +1.28
	25m: 15.43 50m: 34.03 (18.60) 75m: 54.82 (20.79) 100m: 1:14.63 (19.81) 125m: 1:37.01 (22.38) 150m: 1:59.82 (22.81) 175m: 2:19.77 (19.95) 200m: 2:38.00 (18.23)				
93	 Clemence Dehon	13	 United Swimming Club	0.76	2:38.03 Entry: 2:38.52 -0.49

25m: 15.90 50m: 34.78 (18.88) 75m: 56.18 (21.40) 100m: 1:16.25 (20.07) 125m: 1:38.12 (21.87) 150m: 2:01.29 (23.17)  
175m: 2:19.93 (18.64) 200m: 2:38.03 (18.10)

94	 Sarina Tang	14	 St Peter's Swimming Club	0.77	2:38.15 Entry: 2:36.93 +1.22
25m: 14.54 50m: 32.35 (17.81) 75m: 52.05 (19.70) 100m: 1:11.59 (19.54) 125m: 1:35.65 (24.06) 150m: 2:00.31 (24.66) 175m: 2:19.97 (19.66) 200m: 2:38.15 (18.18)					
94	 Maddie Ericson	14	 Wharenui Swim Club	0.78	2:38.15 Entry: 2:35.48 +2.67
25m: 14.92 50m: 32.86 (17.94) 75m: 54.36 (21.50) 100m: 1:14.89 (20.53) 125m: 1:37.84 (22.95) 150m: 2:01.67 (23.83) 175m: 2:21.10 (19.43) 200m: 2:38.15 (17.05)					
96	 Layla Bell	15	 Bay of Islands Swimming Club	0.81	2:38.20 Entry: 2:35.47 +2.73
25m: 15.17 50m: 33.23 (18.06) 75m: 54.92 (21.69) 100m: 1:15.05 (20.13) 125m: 1:38.02 (22.97) 150m: 2:01.41 (23.39) 175m: 2:20.57 (19.16) 200m: 2:38.20 (17.63)					
97	 Harriett Daly	14	 Tasman Swim Club	0.72	2:38.59 Entry: 2:37.43 +1.16
25m: 15.48 50m: 33.98 (18.50) 75m: 54.65 (20.67) 100m: 1:14.76 (20.11) 125m: 1:37.80 (23.04) 150m: 2:00.64 (22.84) 175m: 2:20.28 (19.64) 200m: 2:38.59 (18.31)					
98	 Indie Spalding	14	 Porirua City Aquatics	0.73	2:38.79 Entry: 2:33.16 +5.63
25m: 14.58 50m: 32.24 (17.66) 75m: 51.70 (19.46) 100m: 1:11.27 (19.57) 125m: 1:34.44 (23.17) 150m: 1:59.49 (25.05) 175m: 2:20.08 (20.59) 200m: 2:38.79 (18.71)					
99	 Ashley Lam	13	 Parnell Swimming	0.73	2:39.79 Entry: 2:40.07 -0.28
25m: 15.69 50m: 34.50 (18.81) 75m: 56.65 (22.15) 100m: 1:17.62 (20.97) 125m: 1:40.53 (22.91) 150m: 2:03.84 (23.31) 175m: 2:22.26 (18.42) 200m: 2:39.79 (17.53)					
100	 Annabelle Shields	14	 Pukekohe Swimming Club	0.76	2:40.79 Entry: 2:37.47 +3.32
25m: 15.96 50m: 35.28 (19.32) 75m: 55.36 (20.08) 100m: 1:15.29 (19.93) 125m: 1:38.25 (22.96) 150m: 2:00.92 (22.67) 175m: 2:21.40 (20.48) 200m: 2:40.79 (19.39)					
101	 Ayla Church	14	 Pukekohe Swimming Club	0.79	2:41.03 Entry: 2:38.62 +2.41
25m: 15.06 50m: 33.61 (18.55) 75m: 54.10 (20.49) 100m: 1:13.33 (19.23) 125m: 1:38.69 (25.36) 150m: 2:03.77 (25.08) 175m: 2:23.38 (19.61) 200m: 2:41.03 (17.65)					
102	 Khloe Spooner	14	 Selwyn Swim Club	0.76	2:41.11 Entry: 2:37.53 +3.58
25m: 15.73 50m: 35.57 (19.84) 75m: 55.24 (19.67) 100m: 1:14.61 (19.37) 125m: 1:38.92 (24.31) 150m: 2:03.96 (25.04) 175m: 2:23.69 (19.73) 200m: 2:41.11 (17.42)					
103	 Phoebe Carter	13	 Ice Breaker Aquatics	0.74	2:42.09 Entry: 2:40.90 +1.19
25m: 16.84 50m: 37.16 (20.32) 75m: 58.61 (21.45) 100m: 1:18.08 (19.47) 125m: 1:41.32 (23.24) 150m: 2:04.45 (23.13) 175m: 2:24.56 (20.11) 200m: 2:42.09 (17.53)					
104	 Renee Li	14	 Parnell Swimming	0.78	2:44.00 Entry: 2:37.35 +6.65
25m: 15.74 50m: 34.94 (19.20) 75m: 55.36 (20.42) 100m: 1:14.52 (19.16) 125m: 1:39.16 (24.64) 150m: 2:04.72 (25.56) 175m: 2:25.09 (20.37) 200m: 2:44.00 (18.91)					
105	 Kelicia Purcell	13	 Wharenui Swim Club	0.72	2:46.01 Entry: 2:32.26 +13.75
25m: 15.47 50m: 34.40 (18.93) 75m: 57.30 (22.90) 100m: 1:18.88 (21.58) 125m: 1:43.25 (24.37) 150m: 2:09.17 (25.92) 175m: 2:27.75 (18.58) 200m: 2:46.01 (18.26)					
106	 Madison Marlow	16	 Hamilton Aquatics	0.85	2:47.99 Entry: 2:34.19 +13.80
25m: 15.38 50m: 33.67 (18.29) 75m: 56.08 (22.41) 100m: 1:18.59 (22.51) 125m: 1:43.31 (24.72) 150m: 2:08.52 (25.21) 175m: 2:28.42 (19.90) 200m: 2:47.99 (19.57)					
-	 Emma Du	15	 Coast Swimming Club	0.64	DSQ
-	 Hannah Tse	15	 Parnell Swimming	0.75	DSQ
-	 Indiana Riley	17	 Hamilton Aquatics	0.82	DSQ